



## Vehicle Crossing Application

Completed application to be sent to [info@cdc.govt.nz](mailto:info@cdc.govt.nz)

**Application Details;**

Street address	
Valuation ID or Legal Title	
Applicant Name	
Contact Name	
Phone Number (work)	
Mobile Number	
Billing Address	
Postal Address (if different from above)	
Email Address	

**Please circle one;**

<b>Proposed crossing -</b>	Residential	Commercial			
<b>Urban/Rural -</b>	Urban	Rural			
<b>Existing footpath type -</b>	Chip seal	Asphalt	Paving	Unsealed	Other
<b>Crossing -</b>	New	Replacement	Alteration		

<b>Contractor nominated;</b>
------------------------------

**Vehicle crossing specification to be used;**


Type 1, 2, or 3 – Standard Residential Vehicle Crossing

Type 1 or 2 - Light Duty Commercial Vehicle Crossing

Type 1 or 2 - Heavy Industrial Vehicle Crossing

Rural vehicle crossings and frontage Road Seal Widening as per Fig 32.2 from the District Plan

*Proposed site plan (with measurements to entranceway from property boundaries)*



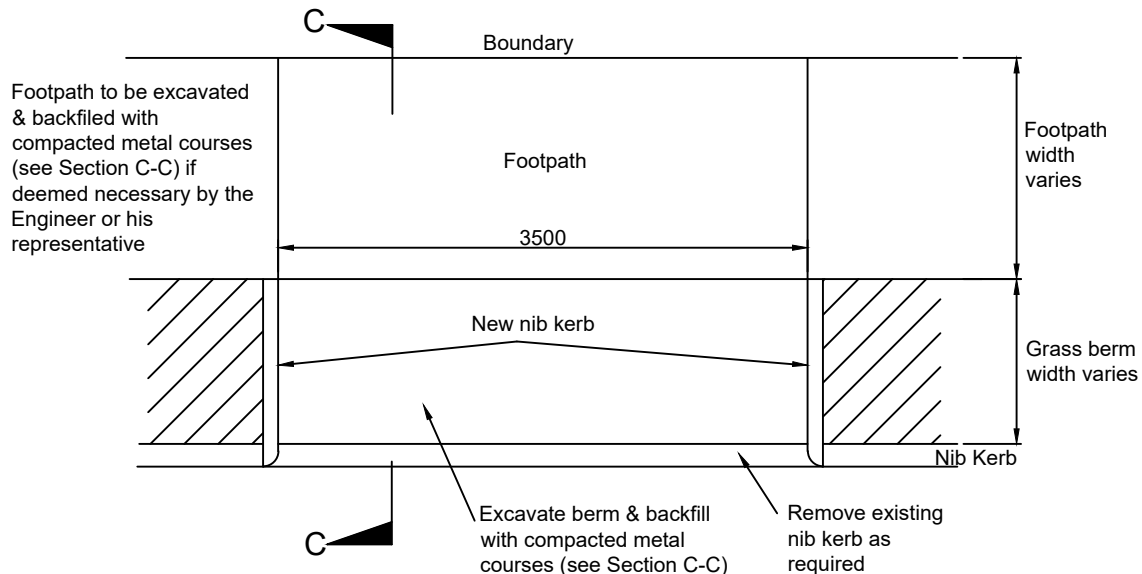
- A Corridor Access Request (CAR) must be obtained and approved prior to commencement of any works. See [www.beforeyoudig.co.nz](http://www.beforeyoudig.co.nz) or [www.submitica.co.nz](http://www.submitica.co.nz)
- A Traffic Management Plan (TMP) must be attached to your CAR for approval and implemented with the site works. You can do this by clicking CAR history, view, upload a new document, select traffic management plan.
- Crossings shall be constructed as per the Carterton District Councils specifications and vehicle crossing drawings.
- Existing footpath levels are not to be altered without prior approval.
- The area affected by the construction of the vehicle crossing is to be kept in a safe condition at all times in accordance with the traffic management plan submitted and the work must be completed within 10 working days.
- Any damage to public or private property to be reinstated to original condition on completion of the work, or earlier as required by a Council delegated officer.
- This permit lapses if the work is not completed within 6 months of issue.
- For all crossings, the **existing footpath** must be removed and reconstructed in the same material.
- Contact local utilities for service locations and service plans

This form must be up-loaded with the CAR application

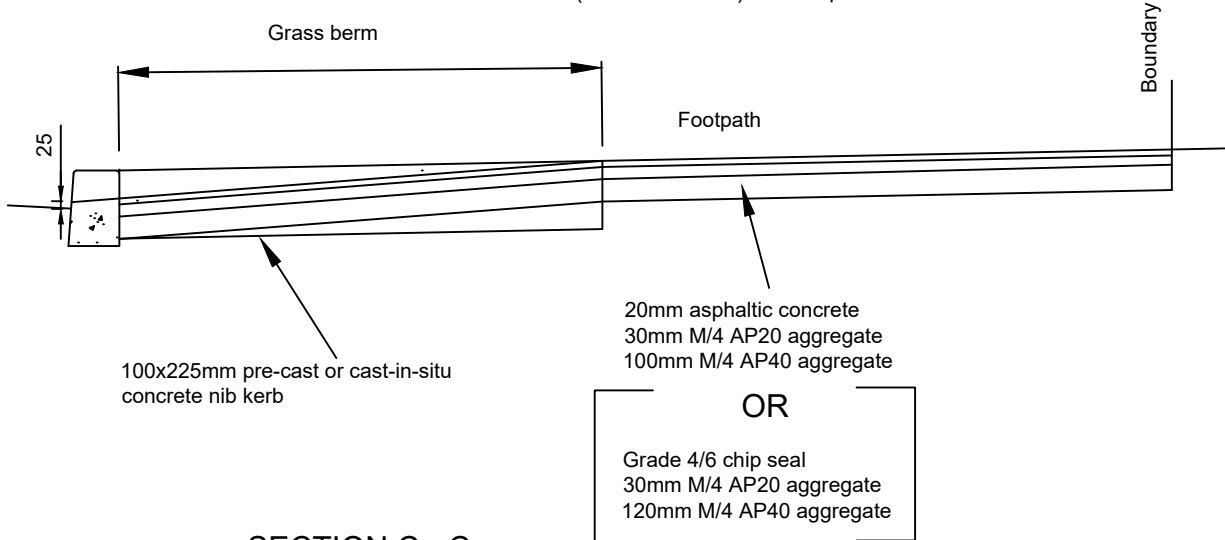
Acceptance prior to the proposed work is required before commencing.

### **Bond Requirements**

1. A vehicle crossing bond may apply at Council's discretion to all new building consents, relocates and major building alterations. The bond will be invoiced with the building consent fees.
2. To release the bond an inspection of the constructed vehicle crossing by a Council officer is required.



**Note: -** With the approval of the Council Engineer or his representative, vehicle crossings may be constructed as Type 3 as detailed. This variation may be permitted only where no concrete channel has been formed with the kerbing.



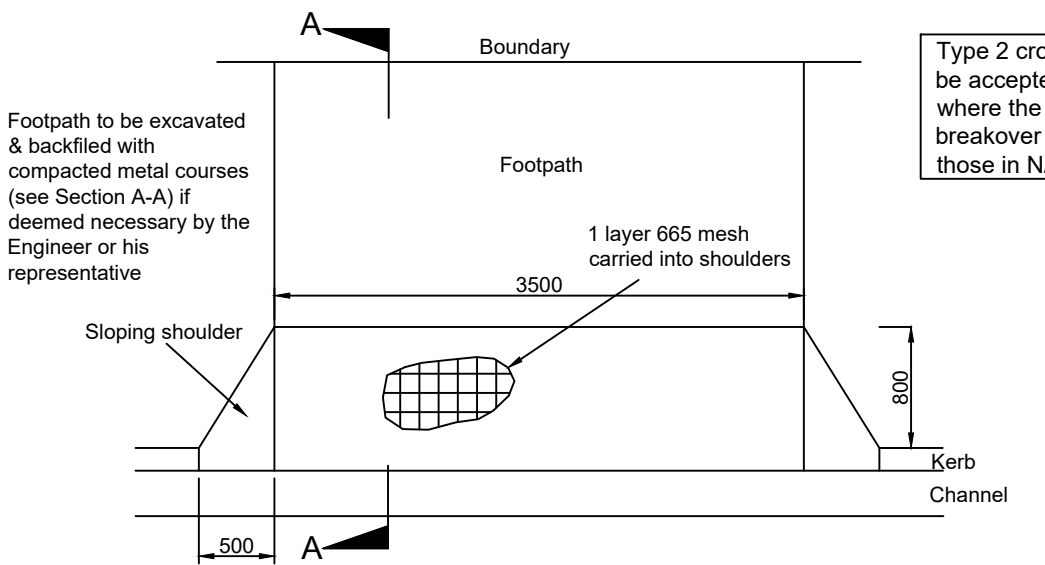
**SECTION C - C**  
**TYPE 3 - PLAN NIB KERB AND GRASS BERM**



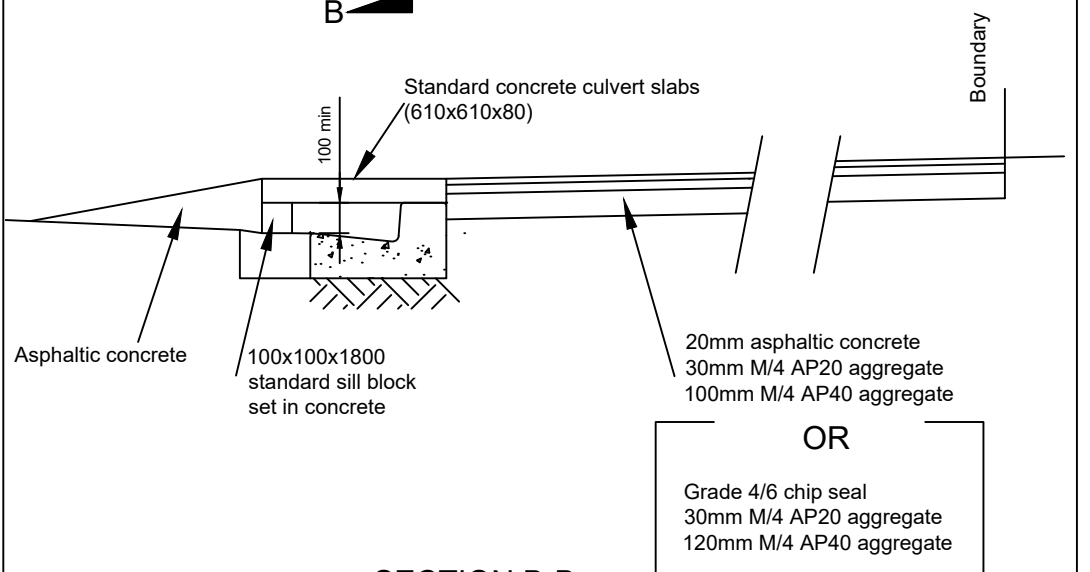
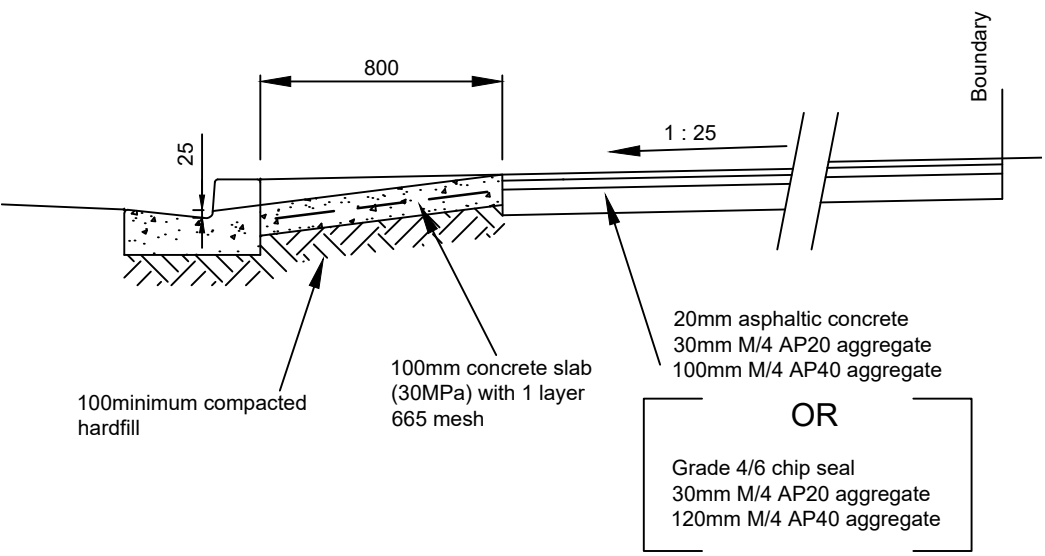
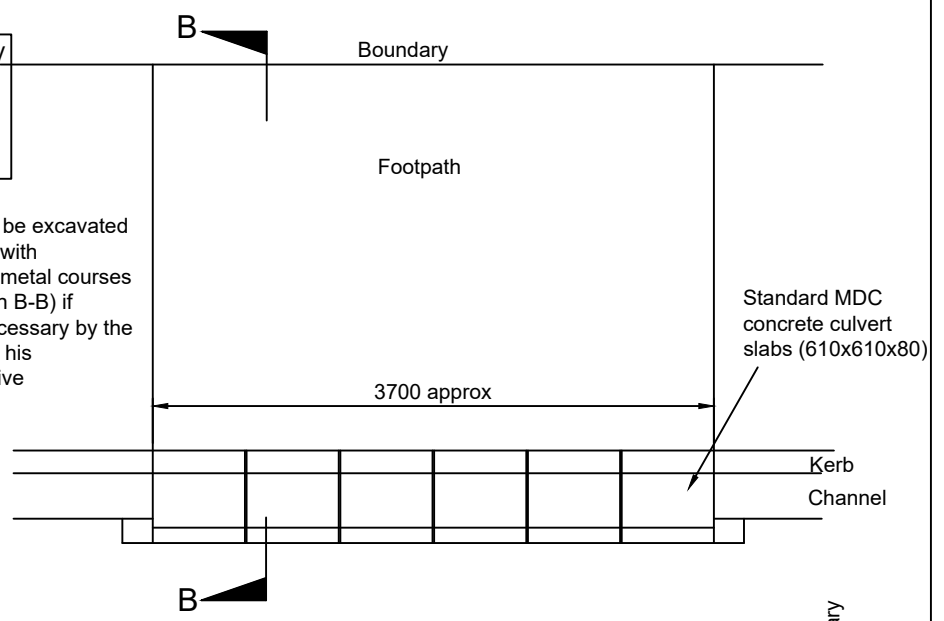
**Carterton District Council**

**STANDARD RESIDENTIAL VEHICLE CROSSING**

Dwg No	<b>805A</b>
Scale:	<b>1 : 50 &amp; 1 : 25</b>
Sheet No	<b>2 of 2 Sheets</b>



Type 2 crossings will only be accepted in situation where the maximum breakover angle exceeds those in NZS 4404



SECTION A-A  
TYPE 1 - PLAN STANDARD ROAD CAMBER AND LOW PROFILE KERB

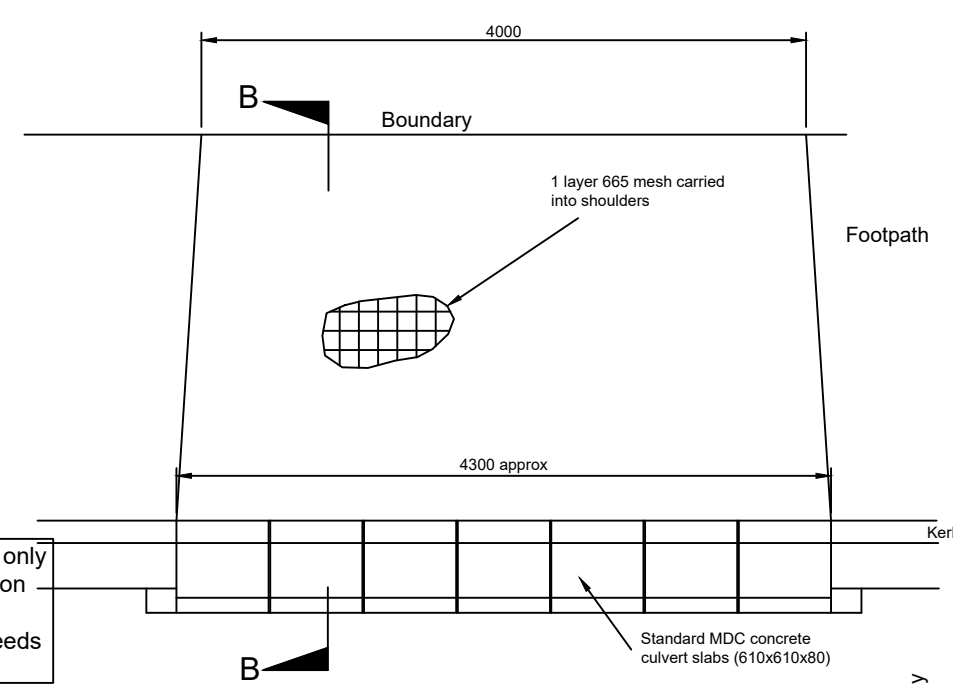
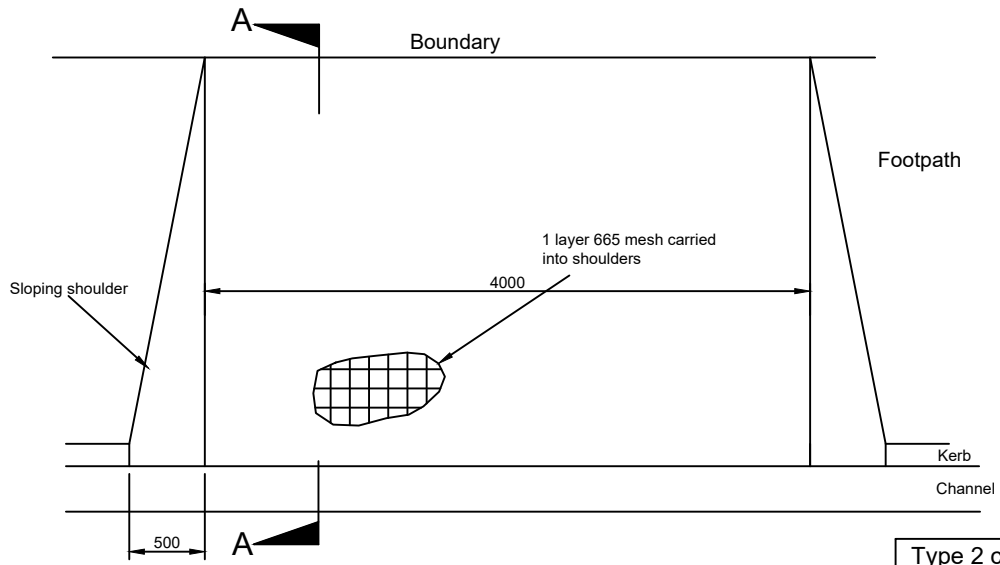
SECTION B-B  
TYPE 2 - PLAN EXCESSIVE ROAD CAMBER OR HIGH PROFILE KERB



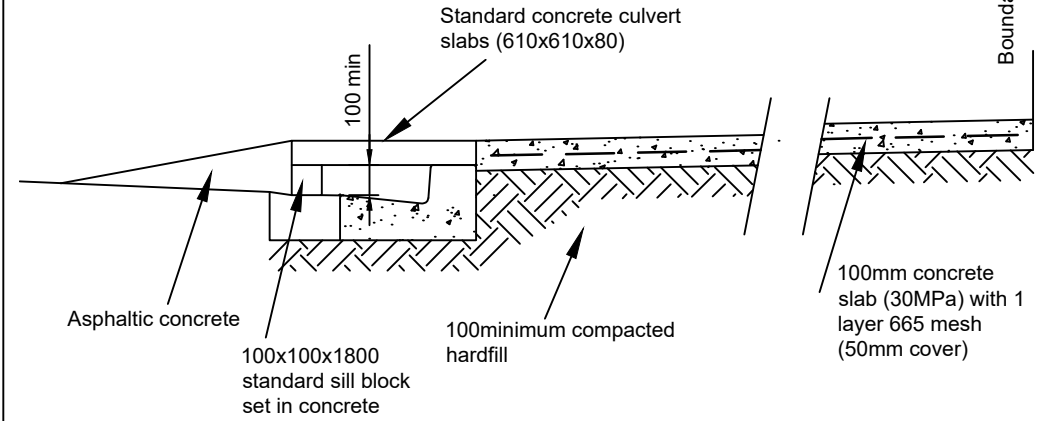
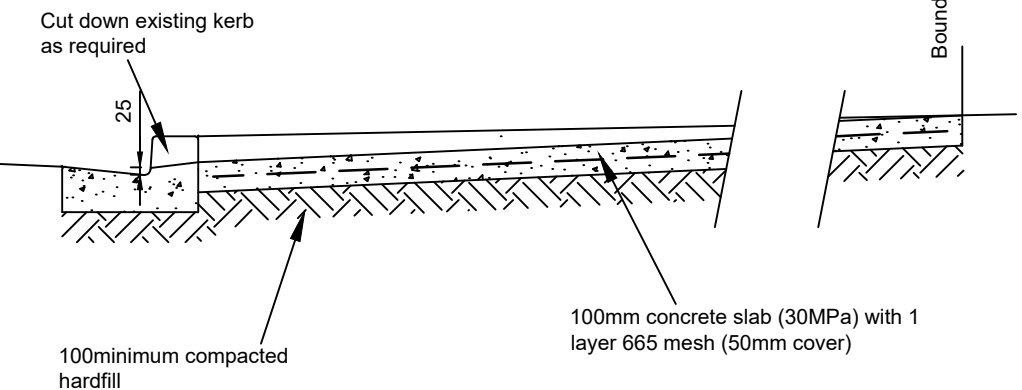
Carterton District Council

# STANDARD RESIDENTIAL VEHICLE CROSSING

Dwg No	805A
Scale:	1:50 & 1:25
Sheet No	1 of 2 Sheets



Type 2 crossings will only be accepted in situation where the maximum breakover angle exceeds those in NZS 4404



SECTION A-A  
TYPE 1 - PLAN STANDARD ROAD CAMBER AND LOW PROFILE KERB

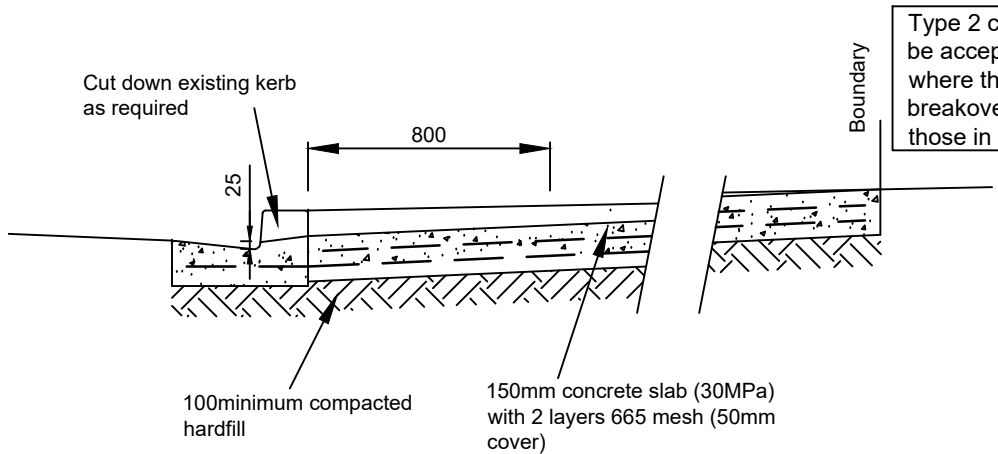
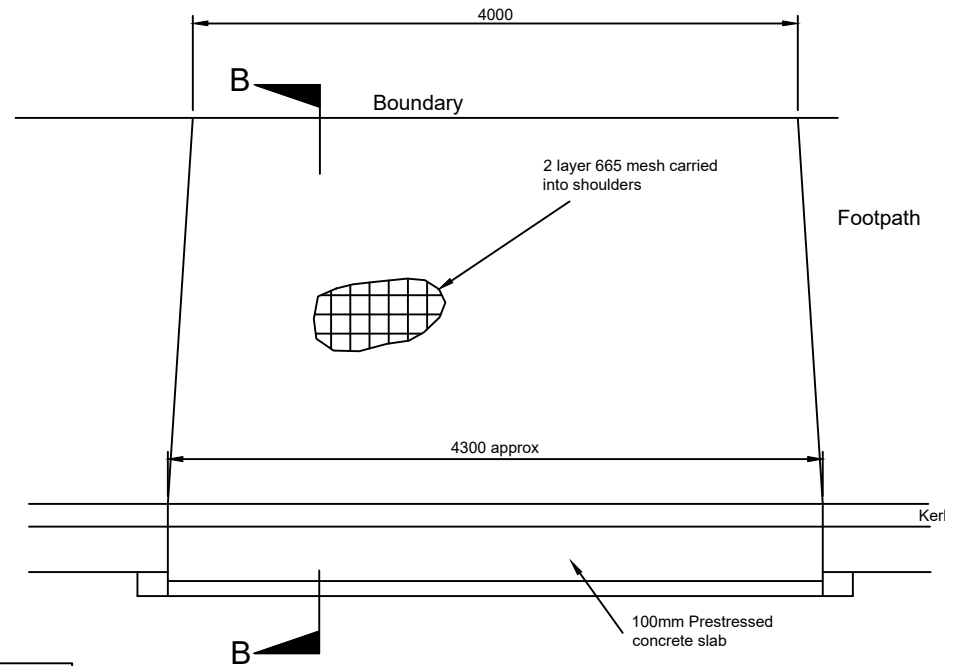
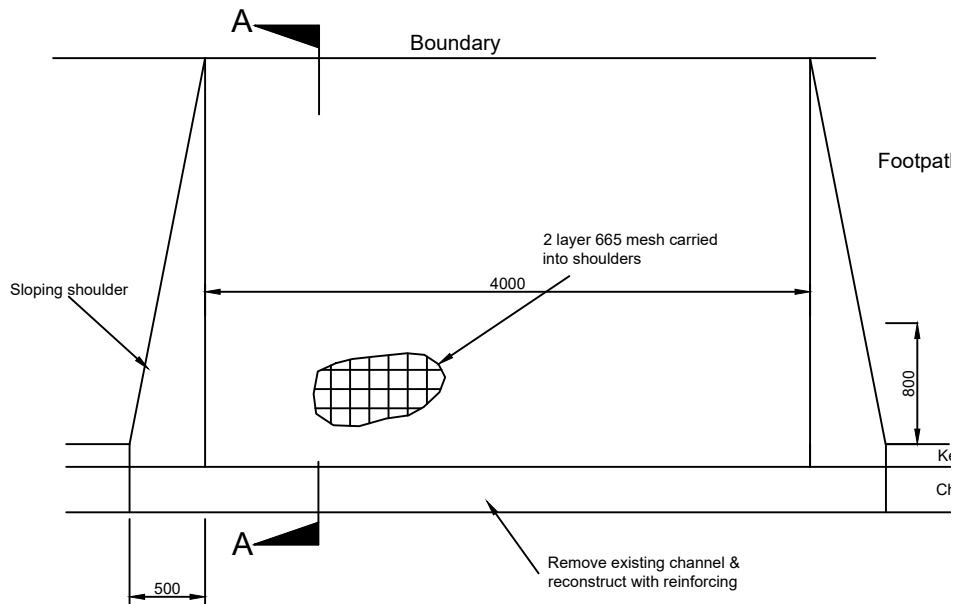
SECTION B-B  
TYPE 2 - PLAN EXCESSIVE ROAD CAMBER OR HIGH PROFILE KERB



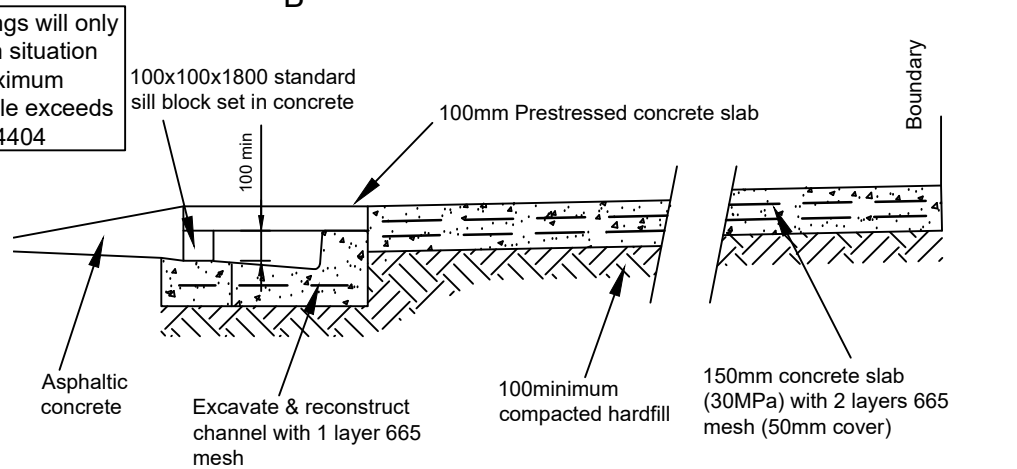
Carterton District Council

# LIGHT DUTY (COMMERCIAL) VEHICLE CROSSING

Dwg No	805B
Scale:	1 : 50 & 1 : 25 (A4)
Sheet No	1 of 1 Sheets



Type 2 crossings will only be accepted in situation where the maximum breakover angle exceeds those in NZS 4404



SECTION A-A  
TYPE 1 - PLAN STANDARD ROAD CAMBER AND LOW PROFILE KERB

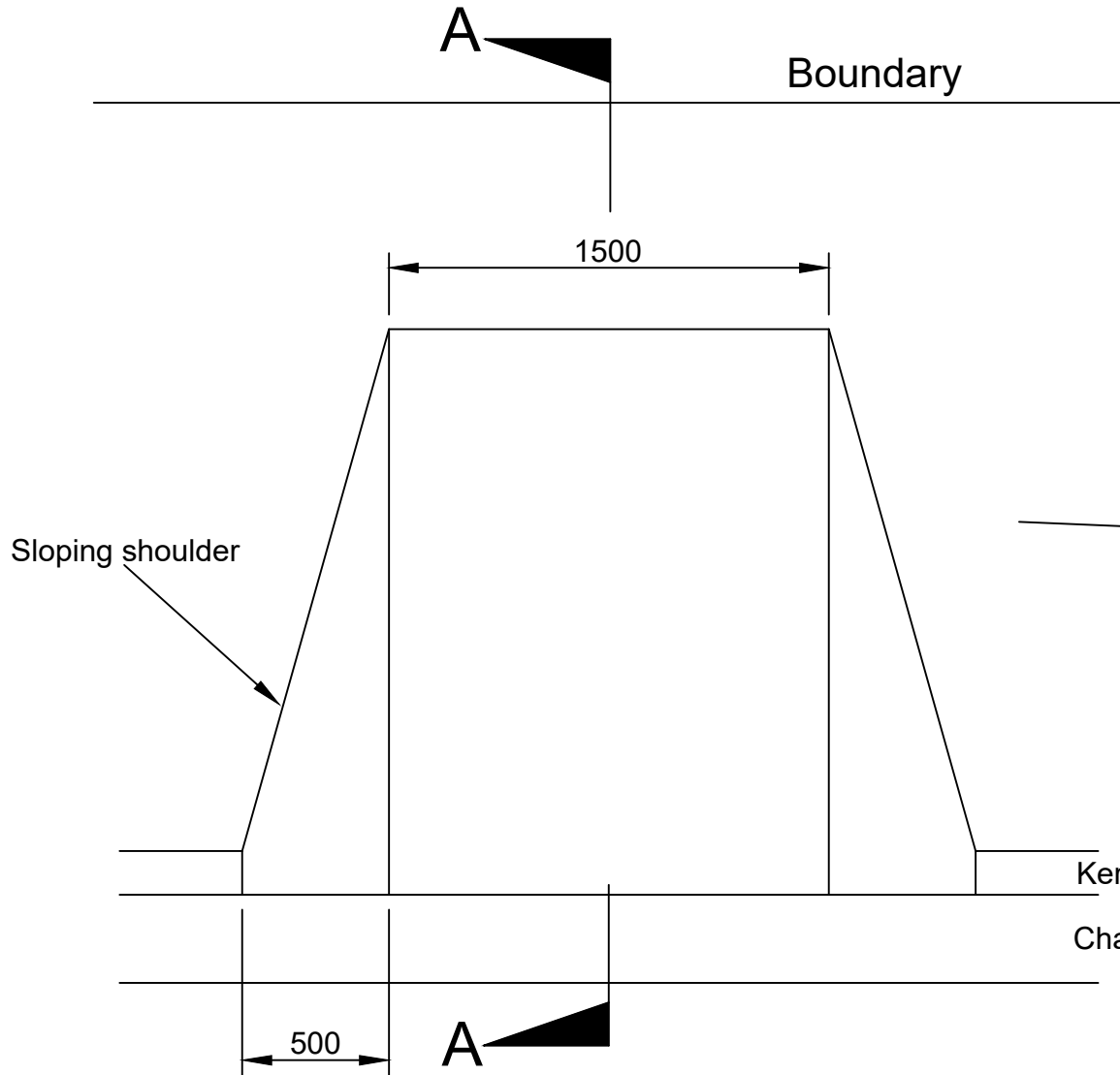
SECTION B-B  
TYPE 2 - PLAN EXCESSIVE ROAD CAMBER OR HIGH PROFILE KERB



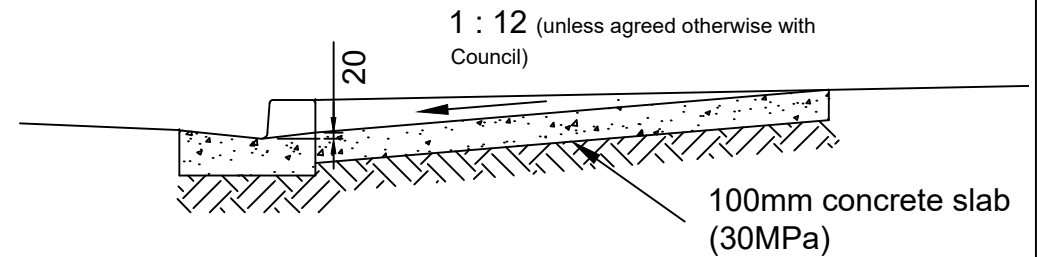
Carterton District Council

# HEAVY DUTY (INDUSTRIAL) VEHICLE CROSSING

Dwg No	805C
Scale:	1 :
Sheet No	1 of 1 Sheets



PLAN PEDESTRIAN  
KERB CROSSING



SECTION A-A



Carterton District  
Council

# STANDARD PEDESTRIAN KERB CROSSING

Dwg No

805D

Scale:

1 : 25

Sheet No 1 of 1 Sheets