

# Greenhouse gas emissions Dashboard – September 2021



TE KAUNIHERA-Ā-ROHE O TARATAHI  
**CARTERTON**  
 DISTRICT COUNCIL



**SOUTH WAIRARAPA**  
 DISTRICT COUNCIL  
 Kia Reretahi Tātau



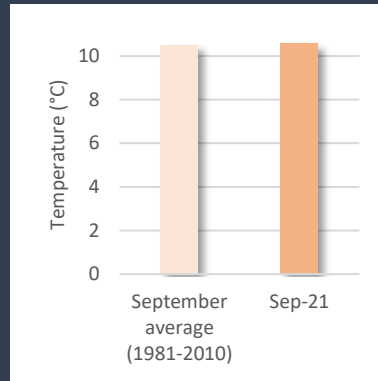
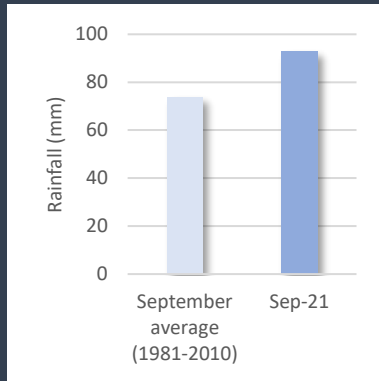
## Climate data

Earth's average temperature in September 2021 compare to 1951-1980 data: **+0.92°C**



Masterton, September 2021 (main weather station in the Wairarapa):

- Average rainfall compare to 1981-2010: **+19.3mm**
- Average temperature compare to 1981-2010 : **+0.1°C**



### Did you know?

Weather and climate are two different things. Weather is what conditions of the atmosphere are over a short period of time, and climate is how the atmosphere "behaves" over relatively long periods of time.



## Electric Vehicles (EV)

- EV fleet in the Wairarapa in September 2021: 313 ~ +8.7%
- EV fleet in the Wellington region in September 2021: 4,809 ~ +6.7%
- EV fleet in New Zealand in September 2021: 32,492 ~ +7.5%

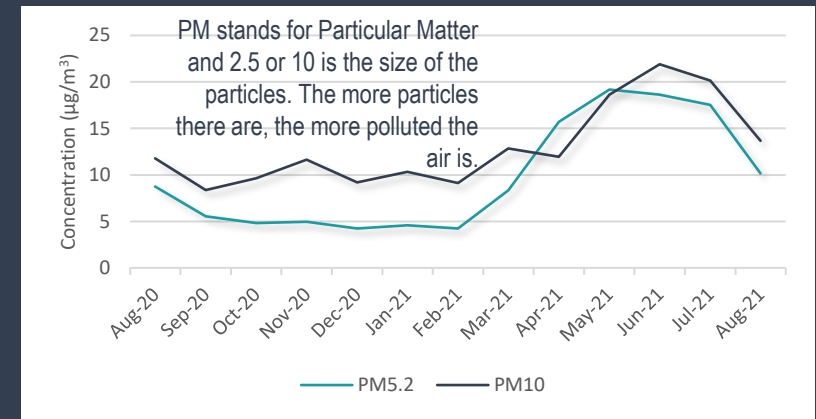
Compare to previous month



## Air quality

Masterton, September 2021 (main air quality station in the Wairarapa):

- PM2.5: 10.16  $\mu\text{g}/\text{m}^3$  – 1 day exceed WHO guidelines ( $>25 \mu\text{g}/\text{m}^3$ )
- PM10: 13.66  $\mu\text{g}/\text{m}^3$  – 0 day exceeds WHO guidelines ( $>50 \mu\text{g}/\text{m}^3$ )



## Electricity

Power consumption (South Wairarapa and Carterton Districts) in September 2021:

- Streetlight: 40,000 kWh  $\approx$  61 houses power consumption<sup>4</sup>
- Water supply: 84,000 kWh  $\approx$  129 houses
- Wastewater: 66,000 kWh  $\approx$  101 houses

One house of 4 people consumes about 650 kWh per month

Greenhouse gas emissions from electricity in September 2021:

- 20.8 tCO<sub>2</sub>e  $\approx$  89 return flights between Wellington and Auckland

